



OBJECTIVE INSIGHTS

Monitor, measure, decide and report

Make informed decisions, enhance process governance and report on key activities with insight into the processes managed by Objective Perform.

HIGHLIGHTS

Remain focused on your key organisational measures - gain insights into your organisation's current business processes.

Provide accurate data - data is sourced from your operational system ensuring that all information is live and accurate at all times.

Leverage existing IT Investment - avoid the cost of establishing a purpose built BI platform by leveraging your existing Microsoft Office365 capability.

Use anywhere - leverage your Insights reports anywhere you can access Microsoft Office 365.

Better Governance - Objective Insights ensures that key performance information is at hand to highlight compliance issues before they become a problem.

Increase adoption of process governance - promote organisational use of your workflow system with enhanced visibility of business processes.

EFFECTIVE BUSINESS DECISIONS REQUIRE INFORMATION INSIGHTS

Businesses operate on the combination of information, processes and people, with executives expected to provide staff with clear direction. Yet all too often, business decisions are based on a combination of guesswork, innuendo and gut-feel. Ill-informed decisions can result in frustration and expose your organisation to risk. Business analytics reporting provides you visual insights to make informed decisions, providing you the confidence to recalibrate your gut feel into quantitative outcomes.

OPTIMISE BUSINESS THROUGH INFORMATION

Objective Insights visually presents data associated with the content-enabled business processes managed by Objective Perform.

- Uncover hidden insights to deliver value and drive efficiency throughout your organisation.
- Monitor the use of your process governance activities to promote Perform adoption and ensure staff are efficiently managing their processes.
- Discover how effectively your people are accessing supporting processes assets.
- Optimise processes by pro-actively monitoring and analysing entire processes, to better understand their impact on your KPIs.
- Identify and remove potential bottlenecks prior to them becoming an issue.
- Highlight within your processes and drill into more specific detail for further investigation.

OBJECTIVE INSIGHTS WITH MICROSOFT POWER BI

Objective Insights utilises Microsoft Power BI to provide visually stunning dashboard reporting on a number of key aspects within your Objective Perform solution. With preconfigured dashboard views relating to process governance data, Objective Insights delivers greater visibility and understanding of where your business was, is and might be heading, so you can make more informed decisions, remove bottlenecks, refine operations, and drive strategic initiatives with greater confidence.



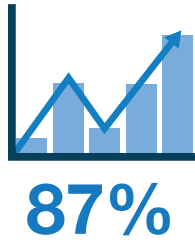
KEY ATTRIBUTES

Real-time reporting on Objective Perform with Objective Insights

Discard the manual spreadsheets and bespoke reports you currently create to analyse process performance and adopt a reporting solution that delivers comprehensive, live views across your Objective Perform platform.

Objective Insights includes a growing portfolio of dashboards designed to ensure you access relevant and current information from your Objective solution.

Dashboards designed to enable better visibility of your content-driven processes so you can ensure KPIs are on target, bottlenecks are identified and your staff are efficiently engaged with your Perform solution.



87%
of Public Sector organisations
claimed their analysis
capabilities needed to be
improved

Source: AP Institute

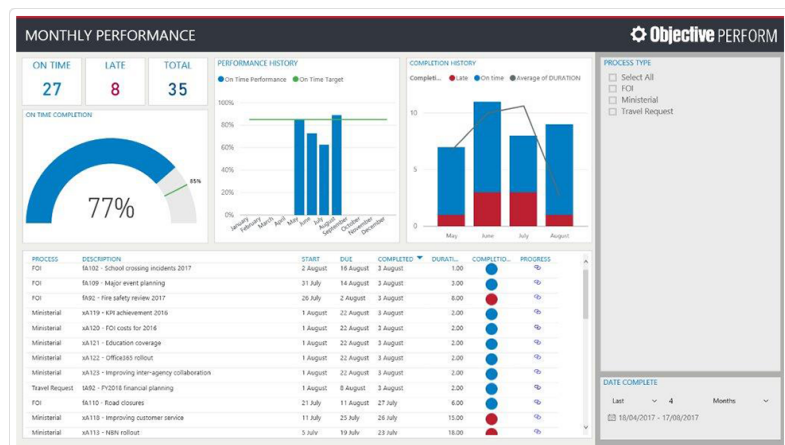


Dashboard views of Objective Perform business processes statistics.

Actively monitor workflow activity to improve quality


Objective Insights provides the foundation to actively monitor and review your various business processes. Directly monitor individual tasks, identify and target potential bottlenecks, or benchmark overall process efficiency. Enable those responsible for outcomes to stay abreast of their workflow activities to deliver better outcomes for their organisation.

Visual prompts quickly enable process managers to highlight with their teams key areas that need improvement, with the ability to quickly drill into specific examples to support their initiatives.



Monitor one or all processes to highlight exceptions, identify bottlenecks and drive efficiency initiatives.

Objective **PERFORM**



58%

**public sector organisations
indicated that things are getting
stuck in their processes, as the
top process challenge.**

Source: AIIM

Objective Perform and Microsoft Power BI

Leveraging the Microsoft Office365 platform, Objective Insights delivers visually stunning graphical reports via one of the most advanced technologies available today, Microsoft Power BI.

Through integration with Objective Perform, Microsoft Power BI provides the optimum platform to deliver reporting and dashboard capabilities to Objective customers, whether they are on-premise (with Microsoft SQL 2016) or via Office365 in the cloud.

Share visually compelling reports and business analytics to colleagues and business partners for their review even if they don't have a Microsoft Office365 licence.

Stay informed regardless of location

Gain insight into activity across your information management system from any location. Reports can be consumed and shared from any web browser by simply forwarding a web link.



Stakeholders across the organisation can easily access the reports and dashboards they require from their digital device.

Report Library

Working closely with industry experts and our customers, Objective is continually improving the standard reports and dashboard views to ensure they deliver tangible value.

Objective is constantly releasing new dashboards and report views to support the growth of the solution and meet ongoing requirements of Perform customers.

Objective **PERFORM**



of government organisations
indicate that
“Compliance-monitoring to
enforce governance policies”
is the biggest information
governance cause for concern
right now.

Source: AIIM

Ease of implementation

By leveraging your existing Office365 investment, the deployment of Objective Insights is seamless. Objective provides the Insight reports in the form of PBIX files for ease of client implementation. Where required, Objective can provide assistance to Perform clients based on their existing experience and familiarity with Microsoft Power BI.

Objective consultants can provide technical assistance for establishing secure Application Gateway access to Office365 and assist in establishing Power BI Dashboards using the various reports provided within Objective Insights to ensure the most relevant information is provided to the correct business owners.



Power BI

Microsoft Power BI is a business analytics service that enables you to see all of your data through a single pane of glass. Live Power BI dashboards and reports include visualizations and KPIs from data residing both on-premises and in the cloud, offering a consolidated view across your business, regardless of where your data lives.

ABOUT OBJECTIVE CORPORATION

Objective creates information and process governance solutions that are effortless to use and enable organisations to confidently advance their own digital transformation.

Designed for regulated industries, these solutions turn the imperative of compliance, accountability and governance into an opportunity to streamline business processes and deliver the innovative services that customers expect.

With a heritage in [Enterprise Content Management \(ECM\)](#), Objective's expanded solutions extend governance across the spectrum of the modern workplace; underpinning information, processes and collaborative work-spaces.

Through a brilliant user experience, people access the information they need to progress processes from wherever they choose to work.

OBJECTIVE CORPORATION LIMITED | Asia Pacific: +61 2 9955 2288 | Europe: +44 118 207 2300

www.objective.com